


MAX-3



MAX-3

Innovation to Create New Market

CPC(D)20-35T3

T3 Diesel Forklift 2.0/2.5/3.0/3.5t



EP EQUIPMENT CO.,LTD
www.ep-ep.com

2.0-2.5LTS series mas: (pneumatic)

Type	Model	Max. Fork height	Overall height				Free lift		Total Overhang		Steering		Capacity			
			L1 (mm)	L2 (mm)		Without load (mm)	With load (mm)	2.0 (mm)	2.5 (mm)	FWD	RWD	Load capacity at 100 mm				
				Front backrest	Rear backrest							Single tire		Double tire		
												2.0 (kg)	2.5 (kg)	2.0 (kg)	2.5 (kg)	
walk view of mast	ZN250	2220	1980	2040	2020	120	120	470	470	0	12	2000	2000	2000	2000	
	ZN270	2220	1970	2040	2020	120	120	470	470	0	12	2000	2000	2000	2000	
	ZN270	2720	1820	2040	2020	120	120	470	470	0	12	2000	2000	2000	2000	
	ZN220	2220	1880	2040	2020	120	120	470	470	0	12	2000	2000	2000	2000	
	ZN270	2220	2160	2040	2020	120	120	470	470	0	12	2000	2000	2000	2000	
	ZN250	2220	2240	2040	2020	120	120	470	470	0	12	2000	2000	2000	2000	
	ZN220	2220	2280	2040	2020	120	120	470	470	0	12	2000	2000	2000	2000	
	ZN417	2520	2050	2040	2020	120	120	470	470	0	12	2000	2000	2000	2000	
	ZN422	2520	2080	2040	2020	120	120	470	470	0	6	1700	1700	1600	1600	
	ZN417	2520	2280	2040	2020	120	120	470	470	0	6	1700	1700	1600	1600	
walk view of 2-stage mast	2F220	2520	1780	2040	2020	120	120	470	470	0	12	2000	2000	2000	2000	
	2F270	2520	1880	2040	2020	120	120	470	470	0	12	2000	2000	2000	2000	
	2F220	2520	2180	2040	2020	120	120	470	470	0	7	1700	1700	1600	1600	
	2F270	2520	2280	2040	2020	120	120	470	470	0	7	1700	1700	1600	1600	
	2F300	2520	2380	2040	2020	120	120	470	470	0	7	1700	1700	1600	1600	
walk view of 3-stage mast	3F220	2520	1580	2040	2020	120	120	470	470	0	6	1700	1700	1600	1600	
	3F270	2520	1680	2040	2020	120	120	470	470	0	6	1700	1700	1600	1600	
	3F300	2520	1780	2040	2020	120	120	470	470	0	6	1700	1700	1600	1600	
	3F320	2520	1880	2040	2020	120	120	470	470	0	6	1700	1700	1600	1600	
	3F350	2520	1980	2040	2020	120	120	470	470	0	6	1700	1700	1600	1600	


Note: With counter mass 100 kg with integral mast the mass is 101 kg

3.0-3.5LTS series mas: (pneumatic)


Type	Model	Max. Fork height	Overall height				Free lift		Total Overhang		Steering		Capacity			
			L1 (mm)	L2 (mm)		Without load (mm)	With load (mm)	2.0 (mm)	2.5 (mm)	FWD	RWD	Load capacity at 100 mm				
				Front backrest	Rear backrest							Single tire		Double tire		
												2.0 (kg)	2.5 (kg)	2.0 (kg)	2.5 (kg)	
walk view of mast	ZN300	2500	1970	2040	2020	120	120	480	480	0	12	2000	2000	2000	2000	
	ZN350	2500	1920	2040	2020	120	120	480	480	0	12	2000	2000	2000	2000	
	ZN370	2700	1870	2040	2020	120	120	480	480	0	12	2000	2000	2000	2000	
	ZN300	2500	2070	2040	2020	120	120	480	480	0	12	2000	2000	2000	2000	
	ZN350	2500	2120	2040	2020	120	120	480	480	0	12	2000	2000	2000	2000	
	ZN370	2700	2070	2040	2020	120	120	480	480	0	12	2000	2000	2000	2000	
	ZN350	2500	2270	2040	2020	120	120	480	480	0	12	2000	2000	2000	2000	
	ZN420	2500	2370	2040	2020	120	120	480	480	0	12	2000	2000	2000	2000	
	ZN470	2700	2270	2040	2020	120	120	480	480	0	6	1700	1700	1600	1600	
	ZN450	2500	2370	2040	2020	120	120	480	480	0	6	1700	1700	1600	1600	
L1 2-stage mast	2F250	2520	1780	2040	2020	120	120	480	480	0	12	2000	2000	2000	2000	
	2F270	2520	1880	2040	2020	120	120	480	480	0	12	2000	2000	2000	2000	
	2F220	2520	2080	2040	2020	120	120	480	480	0	7	1700	1700	1600	1600	
	2F270	2520	2180	2040	2020	120	120	480	480	0	7	1700	1700	1600	1600	
	2F300	2520	2280	2040	2020	120	120	480	480	0	7	1700	1700	1600	1600	
L1 3-stage mast	3F220	2520	1580	2040	2020	120	120	480	480	0	6	1700	1700	1600	1600	
	3F270	2520	1680	2040	2020	120	120	480	480	0	6	1700	1700	1600	1600	
	3F300	2520	1780	2040	2020	120	120	480	480	0	6	1700	1700	1600	1600	
	3F320	2520	1880	2040	2020	120	120	480	480	0	6	1700	1700	1600	1600	
	3F350	2520	1980	2040	2020	120	120	480	480	0	6	1700	1700	1600	1600	

Note: With counter mass 200 kg with integral mast the mass is 201 kg


RATED CAPACITIES AND LOAD CENTERS GRAPH




RATED CAPACITIES AND LOAD CENTERS GRAPH



RATED CAPACITIES AND LOAD CENTERS GRAPH



RATED CAPACITIES AND LOAD CENTERS GRAPH



2.0-2.5LTS series mast: (pneumatic)

Type	Model	Max. lift height	Overall height				Fork lift		Fork Clearance		Energy		Capacity			
			Lowered	Extended		Without load	With load	Front - Rear		FWD	RWD	Lift capacity at 200 mm				
				With load	With load			2.0t	3.0t			Single lift	Double lift			
													2.0t	3.0t		
3.0t capacity mast	25422	2000	1505	2740	2420	170	120	475	475	6	12	2000	2000	2000	2500	
	25452	2500	1705	2740	2720	120	100	475	475	6	12	2000	2000	2000	2500	
	25477	2700	1825	2740	2720	70	120	475	475	6	12	2000	2000	2000	2500	
	25492	3000	1965	2740	2720	20	170	475	475	6	12	2000	2000	2000	2500	
	25497	3100	2142	2800	2770	120	120	475	475	6	12	2000	2000	2000	2500	
	25499	3700	2285	2880	2850	120	120	475	475	6	12	2000	2000	2000	2500	
	25499	4200	2342	2940	2910	120	120	475	475	6	12	2000	2000	2000	2500	
	25499	4500	2355	2940	2910	120	120	475	475	6	12	2000	2000	2000	2500	
	25499	4700	2342	2940	2910	120	120	475	475	6	12	2000	2000	2000	2500	
	25499	4900	2355	2940	2910	120	120	475	475	6	12	2000	2000	2000	2500	
3.0t capacity mast	21290	2000	1550	2720	2500	170	120	475	475	6	12	2000	2000	2000	2500	
	21290	2000	1550	2720	2500	170	120	475	475	6	12	2000	2000	2000	2500	
	21290	2000	1550	2720	2500	170	120	475	475	6	12	2000	2000	2000	2500	
	21290	2000	1550	2720	2500	170	120	475	475	6	12	2000	2000	2000	2500	
	21290	2000	1550	2720	2500	170	120	475	475	6	12	2000	2000	2000	2500	
3.0t capacity mast	21422	2000	1550	2720	2500	170	120	475	475	6	12	2000	2000	2000	2500	
	21422	2000	1550	2720	2500	170	120	475	475	6	12	2000	2000	2000	2500	
	21422	2000	1550	2720	2500	170	120	475	475	6	12	2000	2000	2000	2500	
	21422	2000	1550	2720	2500	170	120	475	475	6	12	2000	2000	2000	2500	
	21422	2000	1550	2720	2500	170	120	475	475	6	12	2000	2000	2000	2500	


Note 1. With counter for rated 200kg, with 200mm counter for rated 100kg.

2.0-3.0LTS series mast: (pneumatic)


Type	Model	Max. lift height	Overall height				Fork lift		Fork Clearance		Energy		Capacity			
			Lowered	Extended		Without load	With load	Front - Rear		FWD	RWD	Lift capacity at 200 mm				
				With load	With load			2.0t	3.0t			Single lift	Double lift			
													2.0t	3.0t		
3.0t capacity mast	25422	2000	1510	2770	2570	120	120	451	451	6	12	2000	2000	2000	2500	
	25452	2500	1700	2770	2750	120	120	451	451	6	12	2000	2000	2000	2500	
	25477	2700	1840	2770	2750	120	120	451	451	6	12	2000	2000	2000	2500	
	25492	3000	1980	2770	2750	120	120	451	451	6	12	2000	2000	2000	2500	
	25497	3100	2160	2830	2800	120	120	451	451	6	12	2000	2000	2000	2500	
	25499	3700	2300	2910	2880	120	120	451	451	6	12	2000	2000	2000	2500	
	25499	4200	2350	2970	2940	120	120	451	451	6	12	2000	2000	2000	2500	
	25499	4500	2360	2970	2940	120	120	451	451	6	12	2000	2000	2000	2500	
	25499	4700	2350	2970	2940	120	120	451	451	6	12	2000	2000	2000	2500	
	25499	4900	2360	2970	2940	120	120	451	451	6	12	2000	2000	2000	2500	
3.0t capacity mast	21290	2000	1525	2770	2550	120	120	451	451	6	12	2000	2000	2000	2500	
	21290	2000	1525	2770	2550	120	120	451	451	6	12	2000	2000	2000	2500	
	21290	2000	1525	2770	2550	120	120	451	451	6	12	2000	2000	2000	2500	
	21290	2000	1525	2770	2550	120	120	451	451	6	12	2000	2000	2000	2500	
	21290	2000	1525	2770	2550	120	120	451	451	6	12	2000	2000	2000	2500	
3.0t capacity mast	21422	2000	1525	2770	2550	120	120	451	451	6	12	2000	2000	2000	2500	
	21422	2000	1525	2770	2550	120	120	451	451	6	12	2000	2000	2000	2500	
	21422	2000	1525	2770	2550	120	120	451	451	6	12	2000	2000	2000	2500	
	21422	2000	1525	2770	2550	120	120	451	451	6	12	2000	2000	2000	2500	
	21422	2000	1525	2770	2550	120	120	451	451	6	12	2000	2000	2000	2500	

Note 1. With counter for rated 200kg, with 200mm counter for rated 100kg.


RATED CAPACITIES AND LOAD CENTERS GRAPH




RATED CAPACITIES AND LUG CENTERS GRAPH

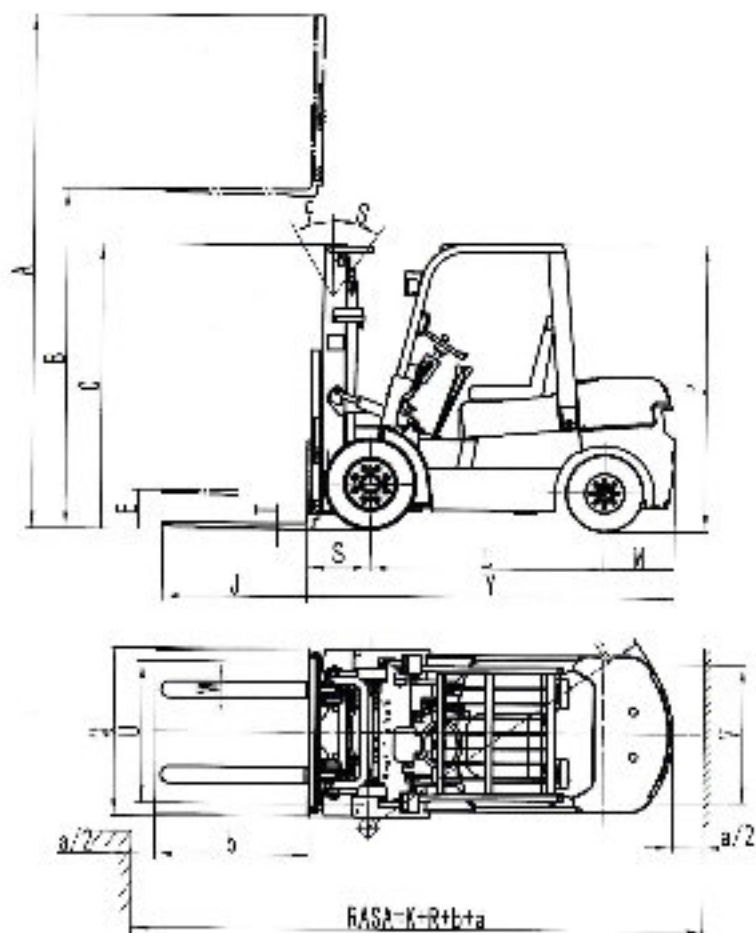


RATED CAPACITIES AND LOAD CENTERS GRAPH



RATED CAPACITIES AND LUG CENTERS GRAPH





RASA-K-Rtba

Option	30/35/40	50/55	60/65
Clare dimension fork	●	●	●
Fork holder	●	●	●
Folding fork	●	●	●
Truck bed engine	●	●	●
Overhead transmission	●	●	●
4x4 system	●	●	●
Regenerative electrical system	●	●	●
Load indicator	●	●	●
Seat type	●	●	●
Steering fork	●	●	●
Anti-sway system	●	●	●
Spaced metal overhead guard	●	●	●
Oil filling height mark	●	●	●
Multimeter	●	●	●
Integrated air filter	●	●	●
Protection valve	●	●	●
Collar	●	●	●
Roller	●	●	●
Front window with wiper	●	●	●
Rear window with wiper	●	●	●
Front Door	●	●	●
Calculation table fork	●	●	●
LED Front working light	●	●	●
LED rear working light	●	●	●
Fluorescent light	●	●	●
Luxury Seat, air suspension	●	●	●
Seat belt	●	●	●
Warning light, under suspension	●	●	●
Protection net	●	●	●
Dual Front wheel	●	●	●
Front working light	●	●	●
Rear working light	●	●	●
OPS system	●	●	●
Special paint, anti-rust	●	●	●
FM	●	●	●

